

# Khyber Pakhtunkhwa Corona Virus COVID19 Daily Update 8 September 2020

## 1. Snapshot figures for the day<sup>1</sup>

# 981

Total Active Cases<sup>2</sup>

# 36711

Total Cases

# 1256

Total Deaths

# 34474

Total Recovered

# 48

New Cases  
Today

# 00

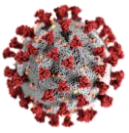
New Deaths  
Today

# 46

New Recoveries  
Today

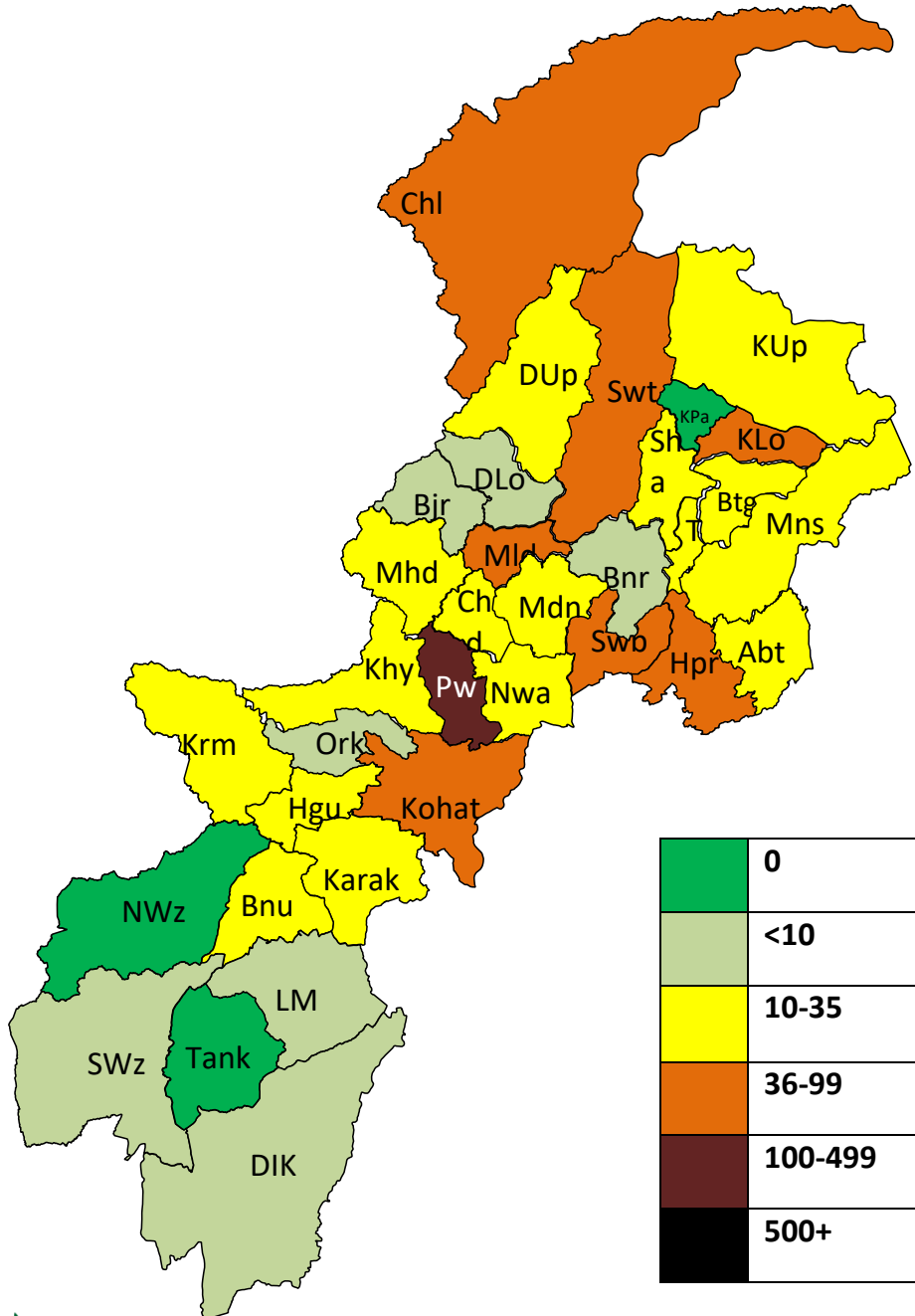
1. Figures up to 12 Midnight on the 7<sup>th</sup> of September
2. Active cases = total cases till now – deaths – recoveries



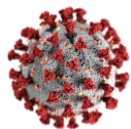


# Khyber Pakhtunkhwa Corona Virus COVID19 Daily Update 8 September 2020

## 2. Provincial Heatmap



Map colored by active cases



**Khyber  
Pakhtunkhwa  
Corona Virus  
COVID19  
Daily Update**  
8 September 2020

**3. District data**

District	Cases		Deaths		Recoveries	Active Cases
	Total	24 hrs	Total	24 hrs		
<b>Total</b>	<b>36711</b>	<b>48</b>	<b>1256</b>	<b>0</b>	<b>34474</b>	<b>981</b>

**Peshawar Division**

PESHAWAR	13735	17	591	0	12826	318
CHARSADDA	900	0	15	0	870	15
NOWSHERA	977	1	47	0	914	16
KHYBER	754	0	10	0	734	10
MOHMAND	130	0	2	0	113	15
<b>Total</b>	<b>16496</b>	<b>18</b>	<b>665</b>	<b>0</b>	<b>15457</b>	<b>374</b>

**Mardan Division**

MARDAN	1254	0	59	0	1185	10
SWABI	523	2	30	0	456	37
<b>Total</b>	<b>1777</b>	<b>2</b>	<b>89</b>	<b>0</b>	<b>1641</b>	<b>47</b>

**Malakand Division**

SWAT	3050	2	101	0	2907	42
BUNER	485	0	11	0	470	4
DIR LOWER	1717	3	42	0	1669	6
DIR UPPER	899	7	12	0	858	29
SHANGLA	410	0	3	0	382	25
MALAKAND	1614	4	40	0	1515	59
CHITRAL LOWER	499	9	5	0	461	33
CHITRAL UPPER	201	0	1	0	177	23
BAJAUR	595	0	33	0	559	3
<b>Total</b>	<b>9470</b>	<b>25</b>	<b>248</b>	<b>0</b>	<b>8998</b>	<b>224</b>

**Hazara Division**

MANSEHRA	735	1	18	0	700	17
ABBOTTABAD	1640	0	91	0	1538	11
HARIPUR	711	0	13	0	620	78
TOR GHAR	21	0	0	0	5	16
KOHISTAN UPPER	37	0	0	0	26	11
KOHISTAN LOWER	48	0	0	0	12	36
KOLAI PALLAS	16	0	0	0	16	0
BATTAGRAM	367	0	16	0	340	11
<b>Total</b>	<b>3575</b>	<b>1</b>	<b>138</b>	<b>0</b>	<b>3257</b>	<b>180</b>

**Kohat Division**

KOHAT	791	1	33	0	697	61
HANGU	211	1	8	0	190	13
KARAK	484	0	27	0	437	20
KURRAM	646	0	13	0	608	25
ORAKZAI	141	0	2	0	132	7
<b>Total</b>	<b>2273</b>	<b>2</b>	<b>83</b>	<b>0</b>	<b>2064</b>	<b>126</b>

**Bannu Division**

BANNU	240	0	8	0	213	19
LAKKI MARWAT	72	0	1	0	70	1
NORTH WAZIRISTAN	15	0	1	0	14	0
<b>Total</b>	<b>327</b>	<b>0</b>	<b>10</b>	<b>0</b>	<b>297</b>	<b>20</b>

**Dera Ismail Khan Division**

DERA ISMAIL KHAN	463	0	19	0	440	4
TANK	84	0	0	0	84	0
SOUTH WAZIRISTAN	94	0	3	0	85	6
<b>Total</b>	<b>641</b>	<b>0</b>	<b>22</b>	<b>0</b>	<b>609</b>	<b>10</b>

**Quarantine/Travellers**

<b>Total</b>	<b>2152</b>	<b>0</b>	<b>1</b>	<b>0</b>	<b>2151</b>	<b>0</b>
--------------	-------------	----------	----------	----------	-------------	----------

